

SL-6 (20L) | SL-8 (20L)

Powerful All-Around Wet & Dry Vacuum Cleaners



Centauro SL-6 / SL-8 Wet & Dry Vac: The Clean Up Vac You Need Where Things Get Very Messy

★★★★★ 5-Star Rating: Value for Money



One of the **toughest** and **most robust** **wet/dry vacs** made of premium parts and materials.



Excellent durability & reliability to **outlast & outperform** the competition.



Superior performance in liquid/dry pick-up.



Gives you **flexibility in taking on any job** with a wide array of tools & accessories.



Deep clean carpets by plugging in a power brush to the **onboard auxilliary power outlet**.



"highly effective, extremely durable and cost effective"

—Brian Gingras, CBSE President Bee-Clean Building Maintenance


Why Professionals Choose The SL-6/SL-8

T

he SL-6/SL-8 machines are powerful vacuum cleaners with excellent suction for both wet and dry pick up.

The SL-6/SL-8 comes equipped with a premium 10 ft hose that is 1.5" in diameter and capable of handling most vacuuming jobs. But you can also attach a long, 50ft hose to the SL-8 and you'll still get powerful performance. If you've got a job with high ceilings or need to vacuum long stair-cases, or long distances from the machine... and still want that super-strength pick up, the SL8 will get the job done.

For its all-round suction-strength performance, versatility and robustness, you'll never regret adding the wet/dry SL6/SL8s to your cleaning equipment. It's going to make your job **SO MUCH EASIER!**



Built to Last 10-20 Years

Centaur's SL-6 and SL-8 are made with premium, long lasting components that will outlast and outperform any plastic substitute.

The motor enclosure, hose connection and casters are made of steel, while the tank is made from an ultra-durable spun polyethylene that is crack and crush resistant.

360° of Motion

Centaur's SL-6 / SL-8 vacuums sport premium double ball bearing casters which allows the vacuum to effortlessly glide over any surface while moving it along by its hose. This gives you the full range of motion while vacuuming efficiently and with ease.

Dual Filtration with Cyclone Action

Cyclone action is a filter-less dirt separation process that manages and pushes dirt to the bottom of the tank.

In addition, the SL-6 and SL-8 come with large wet & dry washable filters.


"demonstrable superiority"

—Mike Yabrove, General Manager Janitor's Market Inc.

5 Design Features That Make The SL-6 & SL-8 Easier & Faster to Operate

1) Auxiliary Power Brush Receptacle

Connect a SEBO or Wessel-Werk power brush (sold separately) to the auxiliary power plug provided on the SL-6 and SL-8 and you can now use a power brush to deep clean carpets.



2) Steel Intake System

Most other vacs use plastic for connecting the hose into the vacuum which often fails and breaks with time as you drag your vacuum by pulling on the hose. Centaur on the other hand uses a steel intake system for maximum strength and durability so you won't have to worry about the hose/vacuum connection breaking or failing.

3) 1.5 inch Intake

Ideal for picking up larger debris and objects during vacuuming.

4) Double Action Metal Latches

Latches are needed to open and close the vacuum when accessing the filters or emptying the contents. The metal latches Centaur uses provide additional strength and durability, so the latches last a lifetime and don't fail on you (*even if the vacuum were to ever roll down a flight of stairs*).

5) Double Ball Bearings Casters

Gives you the full range of motion with ease, even when rolling it on carpet. And we can claim they are the absolute best in the industry.



"The suction is nothing short of incredible."

—Blain Konkle - Peterborough, ON (Happy Customer for 20+ Years)

Compare Centaur SL-6 / SL-8 Wet/Dry Vacs Side-by-side



SL-6

20 L Wet/Dry Vacuum
#1W12030



SL-8

20 L Wet/Dry Vacuum
#1W12034

Primary Application	Wet/Dry Application	Wet/Dry Application
Dirt Collected Into	Tank	Tank
Electrical Supply	110 V – 15 A Outlet 50/60 Hz	110 V – 15 A Outlet 50/60 Hz
Motor	Two-Stage Motor 1050 W	Bypass Motor 1340 W
Operational Electrical Demand	759 Watts / 6.5 Amps	784 Watts / 6.8 Amps
Recovery Capacity	20 L / 5 gal	20 L / 5 gal
Noise Level	70 dBA	72 dBA
Airflow	135 CFM	150 CFM
Machine Weight	23 lbs (10.43 kg)	23.3 lbs (10.57 kg)
Water Lift	80 inches	90 inches
Cable Length	40 ft (12 m)	40 ft (12 m)
Hose (1.5" Dia.) Length	10 ft (3 m)	10 ft (3 m)
Toolkit (optional)	w/ Tool Kit #74 (#1B49974)	w/ Tool Kit #74 (#1B49974)


"its versatility, dependability is unparalleled within our organization"

—Michael P. Hurley, former President & Co-CEO Hurley Corporation

Range of Accessories & Tools



Toolkits



**Liquid Pick-up
Tools**



**Smooth Surface
Tools**



Versa Tools



Crevice Tools



Dusting Brushes



**Sidewinder
Tools**




Pipe Tools



Wands
(Various Shapes & Lengths)



Hoses & Ends



Carpet Tools



Power Brush

To Request a Demo

Call 905-475-5640



CENTAUR
FLOOR MACHINES

The Cleanest Decision You'll Ever Make

103 Denison Street
Markham, ON L3R 1B5
Canada

centaurmachines.com