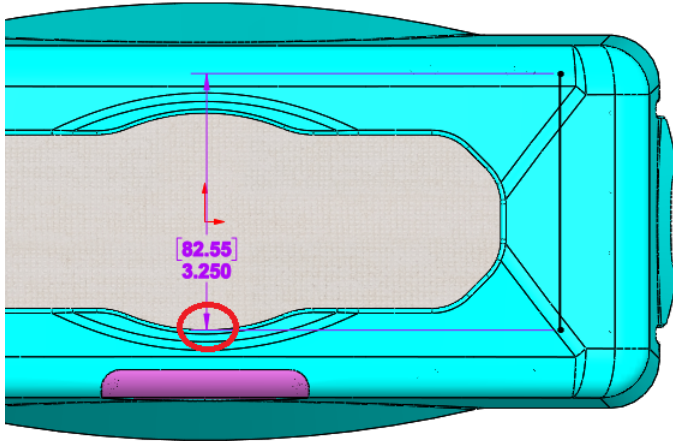


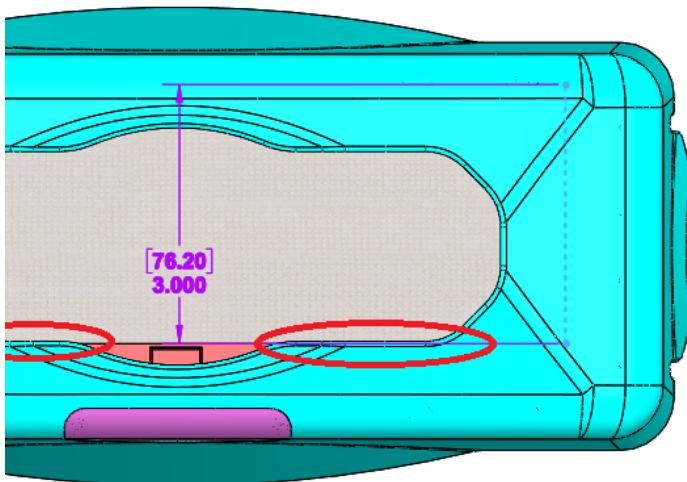
Recommended Paper Size limits (High End Version Only)

Width Max/Min = 3.75"/3.25"

Using paper less than 3.25" will still work, but the long paper edge will start to show at the center edge.



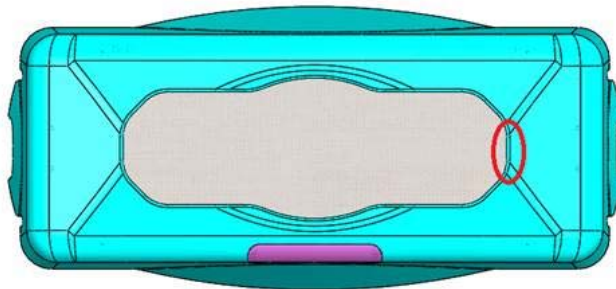
Using paper less than 3" will still work, but the long paper edge will start to show on the hole edge.



Length Max/Min = 10"/9"

If the optional locators (not tooled yet) are installed the length Max/Min = 8.2"/7.9"

Using paper less than the Min will fit, but the short paper edge will start to show.



Stack Height Max = 6.75"